



Quality Aluminium Plate Boats and Welded Aluminium Trailers



@GENESISCRAFTBOATS





# WHY CHOOSE GENESIS CRAFT?...

*Established in 1999, Genesis Craft are at the forefront of the aluminium plate boat industry. We have worked hard to build a reputation for manufacturing a high quality craft with a finished product that we believe is one of the best on the plate boat market today.*

*Though our boats are primarily seen as fishing craft, they are really the great all-rounder. We have a range of designs and a variety of choices available to ensure versatility for both commercial and recreational applications. We can customise to suit a range of uses such as diving, water sports, island trips and river cruises, camping aboard, crabbing, cray fishing... the list goes on and we are committed to working with you to ensure your boat meets your needs.*

*Manufactured with superior strength and the toughest marine grade materials, coupled with an underfloor structure that boasts incredible strength and durability, our hulls come backed with a 5-year warranty and are built to handle even the toughest conditions.*

*Genesis Craft is a family owned and operated business with all our craft being manufactured in Western Australia. We are committed to supporting other local businesses and ensure that we have the control to oversee that our boats are manufactured to the highest quality with an attention to detail second to none.*

*Our team is passionate about building your dream boat whilst maintaining a high level of professionalism along with competitive prices. You have the comfort of knowing your boat is being constructed by qualified and passionate boat builders with years of industry experience and knowledge. We also support the future of the aluminium fabrication industry with a healthy ratio of apprentices.*

*We encourage you to view your boat during the build process and engage in personal meetings with associate trades when deciding colour choices and any other ideas you may have. This helps to ensure we build your boat just the way you imagine it.*

*The most notable thing about Genesis Craft is simply the fact that we know our product. We've used them ourselves, tested them in a range of conditions and fine-tuned the design to give you an unmatched balance of stability, control, comfort and safety - focusing on the finer details and refining them to truly provide the best aluminium plate boat you can own.*

*At Genesis Craft, we have a passion for boats. We love working with our customers to build their dream boat and customising to suit a specific budget or need. So don't hold off any longer, contact us to discuss the creation of your very own Genesis Craft and indulge in a healthy boating lifestyle today.*





# OUR RANGE...

*The Genesis Craft range is available from a comfortable 4.4m tiller to impressive 14m fishing machines. Each boat can be customised to your individual needs with a huge range of variations and extras available. Our welded aluminium trailers are available in models 1.7 - 10T and provide the perfect on and off-road transport option for your vessel.*

*As fully qualified aluminium welders, Genesis Craft don't stop at boats and trailers... gates, tool boxes, car roof racks, you name it - if its aluminium fabrication you are after, we are more than happy to help.*

## Centre Console



## Runabout



## Cuddy Cabin



## Islander



## Bowrider



## Tiller



## Aluminium Trailers







# ***SPECIFICATIONS...***

## **Freeboard Heights:**

**4.8 - 5.0m = 600 — 650mm**

**5.1 - 6.3m = 650 — 700mm**

**6.4m+ = 750 — 800mm**

**\*Step-down side gunnel option adds  
50mm to freeboard heights**

## **Beam:**

**Tiller hull = 2.25m**

**Standard 4.8 - 5.0m = 2.35m**

**Standard 5.2 - 7.5m = 2.49m**

**Wide series: 6.7 - 8.5m = 2.7m**

**Extra wide series: 8 - 9.5m = 2.9m**

## **Deadrise:**

**5.5 - 6.4m = 16 degrees variable**

**6.5 - 7.5m = 16 degrees variable**

**7.5m+ = 16 degrees variable**

**Most boat users want a smooth cut through the wave with control, dryness, comfort, safety and stability at rest. At Genesis Craft we've tried and tested our hulls in a range of conditions and found the specifications we use to work best to give you a good balance of all.**

**Our boats are configured with one of the finest entry points on the market to provide that nice cut through the water. Coupled with a super stable transom you get the best of both worlds, a comfortable ride to and from your favourite fishing spot and a stable platform to enjoy your time on the water at rest.**

**Want to know more? Contact us to speak with one of our experienced boat builders and skippers.**









# STANDARD HULL FEATURES...


*Some standard features are the same across the range, be it a Centre Console, Runabout, Cuddy Cabin, Islander or Bowrider model you choose. Our standard hull has been designed with a considerate level of tidiness and practicability with all you need in a quality boat.*

*The pictures to follow are designed to give you a visual of some common terminology used in the following pages. Refer to each models page for the associated list of features included on our standard hull, and if every you are unsure if it's a standard feature or an upgrade, be sure to ask our friendly team for clarification.*






Concealed fuel hoses. Raised transom with battery storage hatches.



20cm wide flat gunnels



Side storage pocket (single each side)



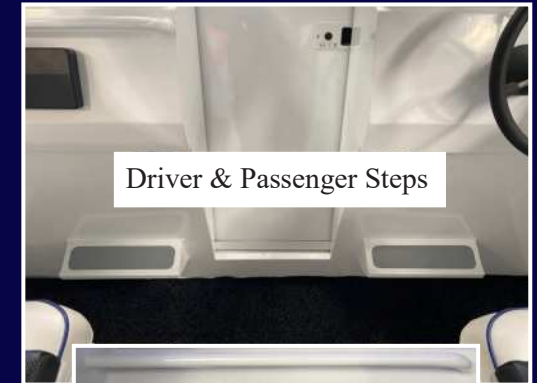
Recessed dash storage



Fixed Bait Board  
with 2x welded rod  
holders



Forward bulkhead shelf



Driver & Passenger Steps



Passenger hand rail & glove box



## **WARRANTY:**

*All our hulls come backed with a 5 year manufacturer warranty.  
Our trailers are backed with a 12 month structural warranty.*

## **SOME IMPORANT POINTS:**

- *Our quoted lengths are hull length, length of the boat from nose (minus the bow sprit) to engine mount (minus the marlin boards).*
- *Our series/model numbers correspond to the hull length of the boat, e.g. a 750xl is 7.5m hull length.*
- *Build times depend of course on your hull size and the amount of extras added. On average, the smaller hulls take around 2 to 4 months and the larger builds can range from around 6 to 9 months.*
- *Due to the detailed nature of custom building and being a small, personalised business, we only have a few boats under production at a time. This ensures we can give the upmost attention to each of our valued clients.*
- *Your start date depends on how many orders in front of yours. A signed contract to purchase and deposit payment secures your place in our production schedule.*
- *Due to the nature of hand craftsmanship, Genesis Craft advises that small variances in completed products and measurements are reasonably foreseeable, however, every effort is made to ensure compatibility of products.*





## ***BASE PACKAGE...***

Our base package prices include a range of important features required to launch your boat.

We don't include electronics as every customer has a different preference or opinion and this way we can customise to suit your needs and budget. We do of course have products we can recommend. The nature of custom building means you can add or take off whatever features you like, until we arrive at a boat package and price that you are happy with.

### **Our base package includes the following:**

- ✓ Genesis Craft standard hull features
- ✓ White 2-pack paint from chine up with grey fleck to inside cabin, anchor well and side pockets including clear top coat.
- ✓ Unpainted bow rail, rear and side hand rails, ladder, gunnel and rear buff rails, tops of rocket launchers
- ✓ Non-skid paint to upside areas (top of side gunnels, marlin boards, driver and passenger steps, ladder rungs and fore-deck)
- ✓ Genesis branding stickers
- ✓ Carpet deck, over-locked & glued down
- ✓ Upholstered driver and passenger seating
- ✓ Upholstered cabin cushions on Islander & Cuddy Cabin models
- ✓ LED Navigation Lights and anchor riding light
- ✓ VHF Radio + 1.8m aerial with fold-down base
- ✓ Auto bilge pump to hulls 6.1m+
- ✓ Flush mounted compass
- ✓ Motor fitted with hydraulic steering and dual batteries (1 x start + 1 x deep cycle house) with DVSR, steering wheel, switch panel etc.
- ✓ Offshore Safety Gear (4PFDs, Flares, Sand Anchor Rope & Chain Kit, EPIRB)
- ✓ New boat registration (WA) plus x1 pair registration stickers
- ✓ Genesis Craft welded aluminium trailer



# Centre Console

---

**Available in sizes ranging from 4.80 to 9.50 metres**

The Centre Console configuration is popular for the serious fisherman. Allowing easy access to all areas of the deck, it is perfect for reeling in those big fighters. Stability at rest is top of its class and this little beauty doesn't require a flooded hull to achieve it. Traditionally a very wet style of boat, the Genesis Craft Centre Console design is surprisingly dry and comfortable.





## **STANDARD HULL FEATURES:**

- ✓ 4mm bottom plates on models under 5.2m, 5mm bottom plates on models 5.2-6.9m, 6mm bottom plates on models 7m+
- ✓ 4mm side plates
- ✓ Welded aluminium under-floor fuel tank: 4.8m+ =165L, 6.1m+ =200L, 7.0m+ =250L, 8.0m+ =300L
- ✓ Concealed fuel hoses
- ✓ Bench seat with back rest and seat box storage
- ✓ Hard top roof with rod holders, overhead console & aerial bracket
- ✓ Acrylic windscreen
- ✓ Fixed bait board with 2x welded rod holders
- ✓ Self draining deck with 2x cast alloy scuppers, rear inspection port and welded aluminium bung
- ✓ Transom door with magnetic catch
- ✓ 3-step ladder
- ✓ Raised transom with battery storage hatches
- ✓ Large marlin boards with 100mm overhang
- ✓ Single bow roller on models up to 6m, double on 6.1m+
- ✓ Bow rail
- ✓ 200mm wide flat gunnels
- ✓ 6 x welded rod holders in side gunnels (3 each side)
- ✓ 2 x welded rod holders to front behind anchor well
- ✓ Side storage pocket (single each side)
- ✓ Gunnel and rear hand rails
- ✓ Gunnel and rear buff rails
- ✓ Dash anti-slide surround
- ✓ Glove box
- ✓ 2 x drop down rear cleats (1 each side)
- ✓ Welded aluminium front bollard
- ✓ Welded anchor well with drain
- ✓ Heavy duty winch point
- ✓ Transducer bracket
- ✓ Buoyancy flotation (on models 6m and under)
- ✓ 5 year hull warranty

Consoles can be configured in a variety of different designs and sizes,  
Ask us for a quote.



Super Console upgrade options available





# Runabout

Available in sizes ranging from 5.00 to 9.50 metres

This configuration boasts huge deck space and under dash storage with ample cover from the elements. The walk through centre window provides easy access to the bow. Representing excellent value for the general all rounder, achieving the big boat feel for a fraction of the cost.





## **STANDARD HULL FEATURES:**

- ✓ 4mm bottom plates on models under 5.2m, 5mm bottom plates on models 5.2-6.9m, 6mm bottom plates on models 7m+
- ✓ 4mm side plates
- ✓ Welded aluminium under-floor fuel tank: 4.8m+ =165L, 6.1m+ =200L, 7.0m+ =250L, 8.0m+ =300L
- ✓ Concealed fuel hoses
- ✓ Genesis Craft custom driver and passenger seats (slide & swivel) mounted on individual, raised seat boxes with storage
- ✓ Folding targa bar with rod holders, aerial bracket and folding soft top roof
- ✓ Acrylic windscreen with walk-through centre window
- ✓ Fixed bait board with 2x welded rod holders
- ✓ Self draining deck with 2x cast alloy scuppers, rear inspection port and welded aluminium bung
- ✓ Transom door with magnetic catch
- ✓ 3-step ladder
- ✓ Raised transom with battery storage hatches
- ✓ Large marlin boards with 100mm overhang
- ✓ Single bow roller on models up to 6m, double on 6.1m+
- ✓ Bow rail
- ✓ Forward bulkhead shelf
- ✓ 200mm wide flat gunnels
- ✓ 6 x welded rod holders in side gunnels (3 each side)
- ✓ Side storage pocket (single each side)
- ✓ Gunnel and rear hand rails
- ✓ Gunnel and rear buff rails
- ✓ Passenger hand rail and glove box
- ✓ 2 x drop down rear cleats (1 each side)
- ✓ Welded aluminium front bollard
- ✓ Welded anchor well with drain
- ✓ Heavy duty winch point
- ✓ Transducer bracket
- ✓ Buoyancy floatation (on models 6m and under)
- ✓ 5 year hull warranty



# Cuddy Cabin

**Available in sizes ranging from 5.20 to 12 metres**

The Cuddy Cabin is one of our most versatile designs and for this reason, our most popular. If you like the idea of combining camping and fishing with mates or the family then this configuration is the perfect choice for you. Boasting the biggest cabin space of all our designs, and with a range of roof options available, the cuddy is the most comfortable choice if you plan on sleeping aboard.





## **STANDARD HULL FEATURES:**

- ✓ 4mm bottom plates on models under 5.2m, 5mm bottom plates on models 5.2-6.9m, 6mm bottom plates on models 7m+
- ✓ 4mm side plates
- ✓ Welded aluminium under-floor fuel tank: 4.8m+ =165L, 6.1m+ =200L, 7.0m+ =250L, 8.0m+ =300L
- ✓ Concealed fuel hoses
- ✓ Genesis Craft custom driver and passenger seats (slide & swivel) mounted on individual, raised seat boxes with storage
- ✓ Acrylic windscreen with welded aluminium frame, Folding targa bar with rod holders, aerial bracket and folding soft top roof on models 6.9m and under. Semi-hardtop on models 7-7.4m and Full hardtop with 5 panel fixed glass windscreen on models 7.5m+
- ✓ Fixed bait board with 2x welded rod holders
- ✓ Self draining deck with 2x cast alloy scuppers, rear inspection port and welded aluminium bung
- ✓ Transom door with magnetic catch
- ✓ 3-step ladder
- ✓ Raised transom with battery storage hatches
- ✓ Large marlin boards with 100mm overhang
- ✓ Single bow roller on models up to 6m, double on 6.1m+
- ✓ Bow rail
- ✓ Forward bulkhead shelf
- ✓ Lockable cabin door -sliding
- ✓ 200mm wide flat gunnels
- ✓ 6 x welded rod holders in side gunnels (3 each side)
- ✓ Side storage pocket (single each side)
- ✓ Gunnel and rear hand rails
- ✓ Gunnel and rear buff rails
- ✓ Recessed dash storage
- ✓ Passenger hand rail and glove box
- ✓ 2 x drop down rear cleats (1 each side)
- ✓ Welded aluminium front bollard
- ✓ Welded anchor well with drain
- ✓ Heavy duty winch point
- ✓ Transducer bracket
- ✓ Buoyancy flotation (on models 6m and under)
- ✓ 5 year hull warranty





# Islander

**Available in sizes ranging from 5.50 to 12 metres**

**The Islander is a cross between the Centre Console and Cuddy Cabin configurations. It provides a roomy walk-around platform and casting deck at the bow, together with a cabin space for storage or overnight accommodation. Great for those who like to ride up front, and the keen fishers who like easy access to all areas of their vessel.**





## **STANDARD HULL FEATURES:**

- ✓ 4mm bottom plates on models under 5.2m, 5mm bottom plates on models 5.2-6.9m, 6mm bottom plates on models 7m+
- ✓ 4mm side plates
- ✓ Welded aluminium under-floor fuel tank: 4.8m+ =165L, 6.1m+ =200L, 7.0m+ =250L, 8.0m+ =300L
- ✓ Concealed fuel hoses
- ✓ White flip-back driver and passenger seats (slide) mounted on individual, raised seat boxes with storage
- ✓ Acrylic windscreen with welded aluminium frame, Folding targa bar with rod holders, aerial bracket and folding soft top roof on models 6.9m and under. Semi-hardtop on models 7-7.4m and Full hardtop with 5 panel fixed glass windscreen on models 7.5m+
- ✓ Fixed bait board with 2x welded rod holders
- ✓ Self draining deck with 2x cast alloy scuppers, rear inspection port and welded aluminium bung
- ✓ Transom door with magnetic catch
- ✓ 3-step ladder
- ✓ Raised transom with battery storage hatches
- ✓ Large marlin boards with 100mm overhang
- ✓ Single bow roller on models up to 6m, double on 6.1m+
- ✓ Bow rail
- ✓ Forward bulkhead shelf
- ✓ Lockable cabin door -sliding
- ✓ 20cm wide flat gunnels
- ✓ 6 x welded rod holders in side gunnels (3 each side)
- ✓ 2 x welded rod holders to front behind anchor well
- ✓ Side storage pocket (single each side)
- ✓ Gunnel and rear hand rails
- ✓ Gunnel and rear buff rails
- ✓ Recessed dash storage
- ✓ Passenger hand rail and glove box
- ✓ 2 x drop down rear cleats (1 each side)
- ✓ Welded aluminium front bollard
- ✓ Welded anchor well with drain
- ✓ Heavy duty winch point
- ✓ Transducer bracket
- ✓ Buoyancy flotation (on models 6m and under)
- ✓ 5 year hull warranty







# Bowrider

**Available in sizes ranging from 5.50 to 6.00 metres**

**The Bowrider is Genesis Craft's answer for water sports. It boasts a walk-through windscreen taking you through to up-front lounge seating and comes standard with our sporty looking ski tower. If you're looking for a renowned solid fishing platform, with a cruising and skiing aspect, then the Genesis Bowrider, with its sleek lines and sporty façade, is the perfect toy for you.**





## **STANDARD HULL FEATURES:**

- ✓ 5mm bottom plates
- ✓ 4mm side plates
- ✓ 165L welded aluminium under-floor fuel tank
- ✓ Concealed fuel hoses
- ✓ White flip-back driver and passenger seats (slide) mounted on individual, raised seat boxes with storage
- ✓ Ski tower
- ✓ Acrylic windscreen with walk-through centre window
- ✓ Fixed bait board with 2x welded rod holders
- ✓ Self draining deck with 2x cast alloy scuppers, rear inspection port and welded aluminium bung
- ✓ Transom door with magnetic catch
- ✓ 3-step ladder
- ✓ Raised transom with battery storage hatches
- ✓ Large marlin boards with 100mm overhang
- ✓ Single bow roller
- ✓ Low-profile bow rail
- ✓ Front lounge seating area
- ✓ 20cm wide flat gunnels
- ✓ 6 x welded rod holders in side gunnels (3 each side)
- ✓ Side storage pocket (single each side)
- ✓ Gunnel and rear hand rails
- ✓ Gunnel and rear buff rails
- ✓ Passenger hand rail and glove box
- ✓ 2 x drop down rear cleats (1 each side)
- ✓ Welded aluminium front bollard
- ✓ Welded anchor well with drain
- ✓ Heavy duty winch point
- ✓ Transducer bracket
- ✓ Buoyancy flotation (on models 6m and under)
- ✓ 5 year hull warranty





# Tiller

**Available in sizes ranging from 4.4 - 4.9 metres**

The Genesis Craft Tiller is not your ordinary tinny. With marine grade 4mm bottom and side aluminium plates together with under floor strength and the right angles, this little beauty offers great stability, dryness and is super tough, ensuring confidence on the water.

## **STANDARD HULL FEATURES:**

Genesis Craft 1.7T welded aluminium trailer

4mm bottom and 4mm side plates

2x welded bench seats with storage and carpeted lids

Rear rocket launcher

Welded rod holders (x3)

Welded stubby holders (x3)

Hand rails to rear and bow

Welded anchor well

Heavy duty winch point

Downward facing spray rails

Front and rear drop-down cleats (3 total)

Side storage pockets

Choice of non-skid painted or carpet floor

Non-skid painted side gunnels

Checker plate steps with telescopic ladder

Motor fitted with single battery

100L under floor, welded aluminium fuel tank

Self draining deck

Level flotation

New boat registration (WA) + pair rego. Stickers

5 year hull warranty



**CUSTOMISE TO  
YOUR REQUIREMENTS**

**BUILD TIME**

**APPROXIMATELY 6 WEEKS**





## EXTRAS & UPGRADES

### Side or Centre console

Deck Armour or Checkerplate floor  
Painted hull . Aluminium ladder  
Casting deck with storage . Side buff rail  
Bait Board . Live bait tank



Built-in Transom  
Seats with storage



Closed-in Marlin Boards



Side Electronics Panel



Pedestal Seating



Bimini





# Extras & Upgrades

The following pages outline the most commonly requested extras and upgrades. We wish to stress that at Genesis Craft we are committed to custom building your boat how you want it, so you are by no means limited to these features. If there is something in particular you would like, please do not hesitate to ask and we will be more than happy to provide you with a customised quote. We understand your boat is one of your most prized possessions and will work hard to build it just the way you want.




**Folding Targa Bar**  
with rod holders, Perspex windscreen, soft top and clears



**Semi Hardtop**  
with perspex windscreen, small overhead console, small targa hand rails, topside grab rails and rod holders



**Full Hardtop**  
With 5 panel fixed glass windscreen, full overhead console, small targa hand rails, topside grab rails and rod holders



**Side Slider**  
(For Full Hardtop - glass windscreen)



**Front Opener**



**Rear peak**



**Rear Awning, small, removable**



**Rear Awning, double rail, fixed**



**Rear Awning, full with support poles, removable**



**Full Length Semi Hardtop**  
with Perspex windscreen, small overhead console, grab rails and rod holders



**Full Length Full Hardtop**  
with deluxe bait board, full overhead console, grab rails, rod holders and 5 panel fixed glass windscreen



**Extended Hardtop (extra 400mm to rear)**



**Roof access steps**



**Roof access steps -recessed**



### CUDDY & RUNABOUT STANDARD

Genesis driver & passenger seats (slide & swivel) mounted on individual, raised seat boxes with storage top tray & hatches.



### ISLANDER & BOWRIDER STANDARD

Flip-back driver & passenger seats (slide) mounted on individual, raised seat boxes with storage top tray & hatches.



Dickie seat, single fold down, removable



Dickie Seat, fixed with storage -lid



Dickie Seat, fixed with storage -hatch



Dickie seat, fixed with 40L fridge slide (keep top tray)



Seat box storage with lockable -storage cupboard -or fridge slide



Seat box to suit 40L fridge -lift up seat for access



Seat box storage with top tray and lockable cupboard -shelves



Seat box storage with top tray and lockable cupboard -open



Bench seat with rear prep station and lockable -storage cupboard -or fridge slide



Remove standard seat mount and add suspension base including required seat box modifications (various options available)



Replace standard seat with high back helm chair (various options available)



Replace standard seat with bench seat and lockable -storage cupboard -or fridge slide



Dickie Seat, fixed with lockable -storage cupboard -or fridge slide



Chair and bench seat with lockable -storage cupboard -or fridge slide



Front/back bench seat with lockable -storage cupboard -or fridge slide



Passenger side seat with lockable -storage cupboard -or fridge slide



Seats to have rolled cushions



Add foot rest to seat box (bar or closed-in)



Bench seat with gas cooktop and lockable -storage cupboard -or fridge slide



Bench seat with sink (with or without tap) and lockable -storage cupboard -or fridge slide

# Extras & Upgrades



# Extras & Upgrades

Upgrade bottom plates  
& transom thickness

Wide Series  
(2.7m beam with reverse chines)

Extra wide series  
(2.9m beam with reverse chines)



Planing Strakes  
(aid lift and deflect spray)



Wide series (2.7m beam)  
Extra wide series (2.9m beam)

Level Flotation  
Standard on boats 6m and under  
Optional on larger models

Upgrade Fuel Tank  
200L 250L 300L 350L 400L 450L

Extra Fuel Tank  
200L 250L 300L 350L 400L 450L

Dual Fuel Fillers



Front seat, basic  
(Islander or Centre Console)



Front seat with cushion  
(Islander or Centre Console)



Front seat with storage  
(Centre Console)




Front storage box / seat  
(Centre Console)



Stand alone lounge



Rear 'L' lounge, removable



Rear Lounge, side pocket, small



Rear lounge, side pocket, large



Removeable round table



Removable deck table

Rear Lounge, fold down, removable





**STANDARD BAIT BOARD**  
Fixed with 2x welded rod holders and cutting board insert



Add bait board storage tray



Add lid to bait board storage tray(s)



Add 2x extra rod holders to bait board



Add bait board double storage trays



Add stubby holders to bait board (par)



Make bait board removable



Bait board, deluxe with rod holders and storage tray



Bait board, deluxe with rod holders and placetek cupboard



Bait board, super deluxe with rod holders and tackle storage



Live Bait Tank Bait Board



Removable bait board with live bait tank beneath



Add viewing window to live bait tank



Live bait tank in transom



Live bait beneath transom door with viewing window



Add tool storage to side of bait board



Barbecue storage box with slide

# Extras & Upgrades



# Extras & Upgrades



Replace battery storage hatches with lockable door



Transom storage shelf with door



Transom bin



Transom sink, welded



Extended marlin boards (extra 10cm)  
Ladder sits flat



Extended, closed-in marlin boards  
(extra 10cm)



Flush mount ladder(s)



Dive ladder



Extended, 4-step  
ladder



Dual transom doors, both with ladders



Stabiliser legs (pair)



Berley bucket with muncher  
(welded aluminium)



Auxiliary outboard bracket



Marlin board fishing station - removable



Marlin board fishing station - fixed



Marlin board fishing station with ladder  
enclosure, driver &/or passenger side





Double bow roller  
(option for models up to 6m, standard  
on models 6.1m+)



Bow rail anchor holders (pair)



Anchor through bow sprit



Bow Rail Fender Holders



Bow rail, low profile




Raised dash - extra head room through  
cabin door



Cabin air hatch



Cabin access hatch



Side storage pockets to cabin  
-full v-berth



Extra cabin shelf  
behind dash



Under bunk  
storage



Port lights  
Opening or fixed



Step down toilet recess with hinged lid  
(for chemical toilet)



Toilet , electric flushing under  
bunk cushions



Toilet, electric flushing in  
cubicle to cabin (available on 7m+ Cuddy)



Toilet & Shower cubicle on deck  
(available on 7m+ cuddy)

# Extras & Upgrades




# Extras & Upgrades



Step-down side gunnels  
With or without full length hand rail



Dive tank storage straps to seat boxes  
(hold x3 tanks)



Dive tank storage to side gunnel  
(holds x3 tanks)



Rooftop Spear Gun Holders



Side pocket rod holder rack



Extra side pocket



Storage clips



Side pocket rod holder bracket,  
removable



Driver or  
passenger side  
pocket to cockpit  
(single)



Driver or  
passenger side  
pocket to cockpit  
(double)



Stubby holder inserts - welded  
To gunnels, driver and/or passenger's  
dash



Kill tank, floodable (1200 wide)  
Large kill tank, floodable (1500 wide)



Kill tank double doors





Kill tanks, twin



Kill tank gas strut to lid



Kill tank dive tank rack  
(fits large kill tank only)



Hand rail, extra at  
ladder



Hand rail at  
transom door



Hand rail, seat



Hand rail, cabin door



Targa hand rail



Full length targa hand rail



Hand rail front to back down full length  
full hardtop



Side buff rails, single



Side buff rails, double



Water resistant glove box



Extended dash



Driver anti slide surrounds



Passenger anti-slide surround

# Extras & Upgrades



# Extras & Upgrades



Mid ship cleats  
Extra cleats



Welded bollard



Ski pole, hardtop



Ski pole, transom



Floor, non-skid painted



Floor, checkerplate



Floor, deck Armour



Colour Inserts to sides  
(with or without boarder)  
Standard paint or Metallic base



Unpainted sides



Top deck paint scheme



Unpainted Hull




Painted rails



Life jacket storage



Seat box side storage



Safety gear storage near driver



Cray pot tipper



# upholstery



Full boat cover



Wrap-around windscreen cover



Bow Bra



Canvas cover over electrics



Clears  
(enclose hardtop to windscreen)



Console clears



Canvas Door



Camper back covers with roll down  
windows and fly screens



Stern cover  
Full motor cover



Bowrider Bow Cover



Carpet lined hardtop



Carpet lined full roof



Carpet lined v-berth



Coaming bolster pads to sides  
and/or rear



Rod Zip to rear awning



Cabin full center cushion



Double hammock  
bed



Eski lid cushion



# Electrics



Marine Radios:  
27Mhz . VHF . UHF  
With 1.8m aerial & base



Minn Kota Electric Trolling Motor



Electric Drum Winch:  
Stress Free MIDI  
Stress Free MAXI  
Includes rope, chain & anchor



Lewmar Pro-Series 700  
Includes rope, chain & anchor



Fusion Stereo System:  
RA70 + 2x 6" speakers  
RA210 + 4x 6" speakers  
RA770 + 4x 7" speakers  
Subwoofer and Amplifier



Pot winch



Compass-Flush



Compass-external



Trim Tabs: <7m=M80 >7m=M120



Recess Trim Tabs



Zip Wakes: 300s 450s



12V cig jack . USB charging point  
Engel Plug



Sounder / GPS Combos - External or flush mounts - Extended dash set-ups





Salt water deck wash



Fresh and Salt water deck wash  
Freshwater Tank: 100L 200L 300L

Bilge Pump - Automatic  
Bilge Pump - Manual  
Water tank gauge  
Fuel tank gauge



Side gunnel strip lighting



Flood lights to hardtop



Cabin or Cockpit light  
LED swivel light bar



Downlights (pair)



Seakeeper Ride



Remote search light



LED light bar (small)



LED light bar (medium)



LED light bar (large)



LED Underwater lights



Windscreen Wiper



Inverter



Add 2nd house battery



Solar System -  
200W with  
Remote Display





# Specialised Builds

Have a dream boat in mind? Speak to us about making it a reality. At Genesis Craft we love new ideas and challenges. We will always endeavor to help in any way we can.







GENESIS 950XL  
66369

GENESIS  
CRAFT  
WWW.GENESCRAFT.COM.AU

ELYSIUM





# New Designs

---



Over the past year we have been working hard with our design team to further advance the Genesis Craft brand and the selection of vessels we offer. We have come up with a range of new designs but our most exciting one is our revamped 610—950 series. Featuring our own take on the traditional and stylish “Carolina Flare”, we are super excited to bring this new product to the market. Our goal is to introduce this design as far as possible throughout our entire range. Available in Cuddy Cabin, Islander and Centre Console configurations our new design provides many new boating benefits and is a real head turner!!





**Judging by photos does this new design no justice!  
Get in touch today to make an appointment to visit  
our factory and see for yourself why Genesis Craft  
are at the forefront of the marine industry.**







# Trailers

**Available in models from 1.7 to 10 Tonne**

**The Genesis Craft welded aluminium trailer is the perfect accompaniment for any vessel. Over engineered and built with the highest quality structural aluminium beams, our trailers are built to last the test of time.**

## **STANDARD FEATURES & SPECIFICATIONS:**

- ✓ Fully welded, super tough design
- ✓ Torsion axles with alloy rims and tyres (including spare)  
(Can be configured with leaf spring suspension)
- ✓ Stainless steel fittings and break lines
- ✓ Checkerplate wheel arches with Custom Genesis Craft mudflaps
- ✓ Checkerplate walkway (driver's side)
- ✓ Rated boat buckle tie-down system
- ✓ LED lights
- ✓ Drive-on skid configuration
- ✓ 12 months registration (WA)



Trailer Model	Boat Length	Brakes	Axle	Std. Tyres	Approx. Weight
GC1.7T	4.5 - 5.2m	Cable (leaf suspension)	Single	15"	290kg
GC2T	6.0 - 6.5m	Cable (leaf suspension)	Dual	15"	580kg
GC3T	6.6 - 6.9m	Electric over Hydraulic	Dual	15"	600kg
GC35T	7.0 - 8.0m	Electric over Hydraulic	Dual	15"	680kg
GC4T	8.0 - 8.5m	Electric over Hydraulic	Dual	15"	800kg
GC45T	8.0 - 8.5m	Electric over Hydraulic	Dual	16"	850kg
GC45T tri	8.5 - 10m	Electric over Hydraulic	Tri	16"	980kg





**Whilst the majority of Genesis Craft trailers are built for Genesis boats, we can also manufacture them to suit almost any trailer boat. A perfect example is this GC35T we built for a 24ft Catamaran. We can even transfer your boat from your old trailer to your new one!**





# Trailer Extras & Upgrades



Boat Catch  
Small or Large



Drop down spare wheel carrier



Dual walkway



Dual spare wheels



Keel Rollers



Electric trailer winch



Primed/ powder-coated  
frame



Stainless steel hubs/callipers  
4WD Tyres



Extended draw bar for beach launching  
Tool box storage



Electric jockey  
stand



Trailer ladder  
to bow



Steps to allow access to bow  
Checkerplate enclosed front

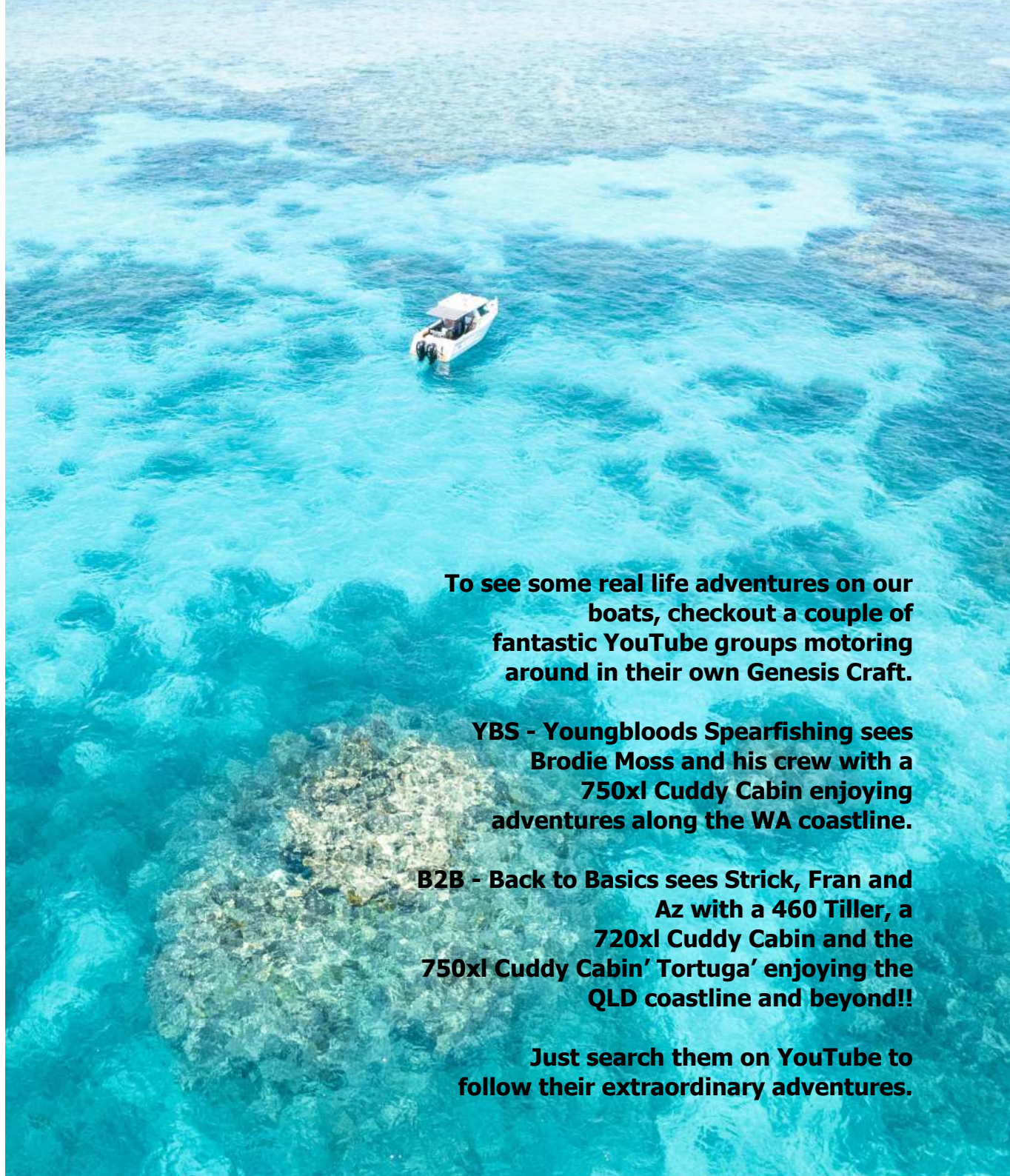


Recessed  
Front  
Storage  
box









**To see some real life adventures on our boats, checkout a couple of fantastic YouTube groups motoring around in their own Genesis Craft.**

**YBS - Youngbloods Spearfishing sees Brodie Moss and his crew with a 750xl Cuddy Cabin enjoying adventures along the WA coastline.**

**B2B - Back to Basics sees Strick, Fran and Az with a 460 Tiller, a 720xl Cuddy Cabin and the 750xl Cuddy Cabin' Tortuga' enjoying the QLD coastline and beyond!!**

**Just search them on YouTube to follow their extraordinary adventures.**



## **TESTIMONIALS**

***"Extremely capable, expertly crafted boats and trailers teamed up with the best service in town. Nothing is too hard for these guys."***

***"It was brilliant to be able to visit the factory during the construction of our boat and discuss key elements of the build process with Matt."***

***"The ride quality at the helm is as good as any ally boat I've been on."***

***"This is the second Genesis Craft I have owned and just love the comfort and stability when fishing."***

***"We've had it for 6 years now and love it to bits."***

***"Certainly a head turning boat and a pleasure to fish and dive out of."***

***"We had seas as high as power polls and it ate it up. Felt safe the whole time, caught some fish and had a ball"***





# [www.genescraft.com.au](http://www.genescraft.com.au)

Phone: 08 9399 8322

Email: [info@genescraft.com.au](mailto:info@genescraft.com.au)

Boat building facility and office located at  
20 Burns Road, Armadale, WA, 6112



© 2024 Genesis Craft

*Please note that Genesis Craft continuously explore means to improve our products. Changes to the specifications of the products we design, manufacture and distribute are ongoing and although every effort is made to produce information literature which is current, this brochure should not be regarded as an exact guide to the latest specifications. Distributors and Dealers are not agents of Genesis Craft and they do not have the authority to bind Genesis Craft by any express undertaking or representation. Any other boat builder, purchaser or person attempting to manufacture, measure or copy in part or in whole of any Genesis Craft will infringe upon the exclusive designs and intellectual knowledge of Genesis Craft and will face the probability of legal action.*

